



THE COLLABORATIVE INSTRUCTIONAL DESIGN SYSTEM (CIDS)

An initiative towards transforming teachers in designing instruction for delivering effective and efficient 21st century learning experiences that inspires learners of all levels towards VUCA world.

MODULE 11: MODULAR SETTING (CREATE MODULAR LERNING)

The ASIE Model of CIDS is a flexible instructional design tool. You may choose minimum features/items or add optional items to design your instructional planning to cater to your needs. Most of the items are customizable to formulate the instructional activities.

MODULAR LEARNING (optional)

- **combination of subjects** (example – mathematics & science) for a same class level – single class (example – 1st Grade) – or for a combination of different class level & different subjects – combined class & combined subject (example 1st Grade & 2 Grade, mathematics & science)
- **Combined class – You have to create a Class Name** – for combined classes either at the same level (example – 1 Alpha 1 Beta – the name of the class – 1AB etc. or different level 1 Alpha 2 Alpha (1A2A) before proceed the following steps)
- **Preschool** – after create the first subject – add other subject content of the day

(1) Example – a combination of 2 different subject in a same class level – single class 1 grade – 1 Alpha)

Step 1: Create New Record


- **Create New Record** for the first subject (example – Science)
- Complete the instructional profile
- Press **Save**
- At the procedural direction press **Create Modular Learning** – for a second subject – example Mathematics

The screenshot displays a software interface with a success message and navigation options. At the top, there is a flow diagram with two blue boxes: 'Instructional Profile' on the left and 'Learners' Profile' on the right, connected by a blue arrow pointing right. Below these are four grey boxes: 'Developing - Skills', 'Building - Character', 'Instilling - Meta-Learning', and 'Edit MIW Create IPA'. Below the diagram, the text reads: 'Success! Record has been updated. Press Back to return to previous page. Press **Create Modular Learning** – The combination of subjects/topics in the same class level or the different class level (single or combined classes) Press **Link to YIP Resources** - if required. Press **Create New Record** - create new weekly record Press **Next Aspect** - to complete IPA'. At the bottom, there is a row of buttons: 'Back', 'MIW', 'Next Aspect', 'Close', 'Create Modular Learning', 'Link to YIP Resources', and 'Create New Record'. A red arrow points down to the 'Create Modular Learning' button.


MODULE 11: MODULAR SETTING

Click on the items to determine the type of Modular Learning – combination of classes, combination of subjects, integration of Civic Education


Record Name	SC1
Class Level	1st Grade
Subject	Science


Class Category	Class Level	Subject Category	Subject	Action
Primary School	1st Grade	Science & Math	Mathematics	 Add Modular



- Select all information needed.
- Press **Add Modular**
- Select/fill in the content of the 2nd combination subject – (exp. – Mathematics)
- Press **Save**


What should I do? 

Class Category	Primary School
Class Level	cg_primary_1stgrade
Subject Category	Science & Mathematics
Subject	Mathematics

Main Topic:  Press to select or/and fill in or/and copy and paste, then Enter

Subtopic:  Press to select or/and fill in or/and copy and paste, then Enter

Learning Objectives:  i. Fill in or copy and paste the required texts and Press enter.
iii. Double click at the texts to edit and press  to accept



Preschool:

Class Category	Class Level	Subject Category	Subject	Action
Preschool	Preschool	Preschool	Matematik Awal	Edit Delete
Preschool	Choose Class Lev			Add Modular

MODULE 11: MODULAR SETTING

- Press **Next Aspect** to complete the instructional planning procedures until to the end **OR**
- Press **Back to Modular** to add other subject if required

Success!

Record has been updated.

Press Back to return to previous page.

Press **Create Modular Learning** – The combination of subjects/topics in the same class level or the different class level (single or combined classes)

Press **Link to YIP Resources** - if required.

Press **Create New Record** - create new weekly record

Press **Next Aspect** - to complete IPA

- At the *MIW* the information of Modular learning is displayed as follows:

NAME: I xxxxxxx
 CLASS LEVEL: CG_PRIMARY_1STGRADE
 CLASS : Press to select class
 SUBJECT: SCIENCE
 DATE: 17-05-2021 TO 21-05-2021
 WEEK : 20
 TEACHING WEEK : 10

By default, all instructional items have been ticked . Please untick the creation of the current Daily Lesson Plan (DLP)

Press to deselect all items

ANALYZE

Dimension 1: Integrating - Knowledge

Instructional Profile	Learners' Profile
21st Century Themes <input checked="" type="checkbox"/> Global literacy Main Topic <input checked="" type="checkbox"/> Main Topic 1 Subtopic <input checked="" type="checkbox"/> Subtopic 1 <input checked="" type="checkbox"/> Subtopic 2 Learning Objectives <input checked="" type="checkbox"/> Objective 1 <input checked="" type="checkbox"/> Objective 2	Learners' Readiness <input checked="" type="checkbox"/> Students have a basic knowledge of this topic Types of media <input checked="" type="checkbox"/> Animated clip Instructional Media Integration <input checked="" type="checkbox"/> Animated clip <input checked="" type="checkbox"/> Watch for classroom activities

MODULAR
 Class Level:
 cg_primary_1stgrade
 Subject: Mathematics
Main Topic
 Main topic1
Subtopic
 Subtopic1

Instructional Profile

21st Century Themes
 Global literacy
Main Topic
 Main Topic 1
Subtopic
 Subtopic 1
 Subtopic 2
Learning Objectives
 Objective 1
 Objective 2

MODULAR
 Class Level:
 cg_primary_1stgrade
 Subject:
 Mathematics
Main Topic
 Main topic1
Subtopic
 Subtopic1
Learning Objectives
 Obj1

- Press and select **Classes from the timetable** that has been set.

MODULE 11: MODULAR SETTING

Note:

You may also combine subjects of different levels.

SUMMARY

- ✓ Create a record of the first subject
- ✓ Select Create Modular Learning
- ✓ Select another subject at the same level or different subject at different levels.